


Quantifying the Unknown:  
Data Limitations for Youth with  
Experience in Foster Care  
attending Post-Secondary  
Institutions

Kat Kirkman, MSW Candidate



# Barriers to Higher Education Success for Foster-Care Involved Youth

- History of abuse or neglect
- Significant school instability
- Lack of family and adult supports
- Lower rates of high school graduation
- Lower rates of matriculation and enrollment in college
- Dismal college graduation rates
- Lack of financial support



## Proposed Legislation HB 1276: Fostering Independence Through Education Act

- Tuition and fee waiver for youth with experience in foster care for at least six months after age 14
- Must apply for all available federal and state grants
- Eligible schools
  - PA State System of Higher Education universities
  - State-related institutions
- May or may not include room and board
- Mandated data collection and point of contact



# Determining Cost

1

Number of students  
eligible for a tuition  
waiver

2

Number of students  
likely to use a tuition  
waiver

3

Number of students  
who would attend each  
school

4

Cost of each school  
included in the bill



## Number of Students Eligible for a Tuition Waiver

- AFCARS 2009 to 2016 data:
  - Average number of children entering care between age 16 to 20: 2,245
  - Average number of children in foster care on Sep 30th ages 15 to 20: 4,615
- Pennsylvania Chafee Education and Training Grant Program
  - Entered care after age 16
  - 8,356 eligible applicants according to PHEAA for SY 2018-2019

# Number of Students Likely to Use a Tuition Waiver

**0.2-9.5%**

States with tuition  
waivers in place



- Maryland
- North Carolina
- Oklahoma
- Massachusetts
- Arizona
- Texas

**7-13%**

Published studies



- Connected by 25 (2003)
- Supporting success (2010)
- Improving family foster care (2010)
- Improving educational outcomes for youth in care (2002)

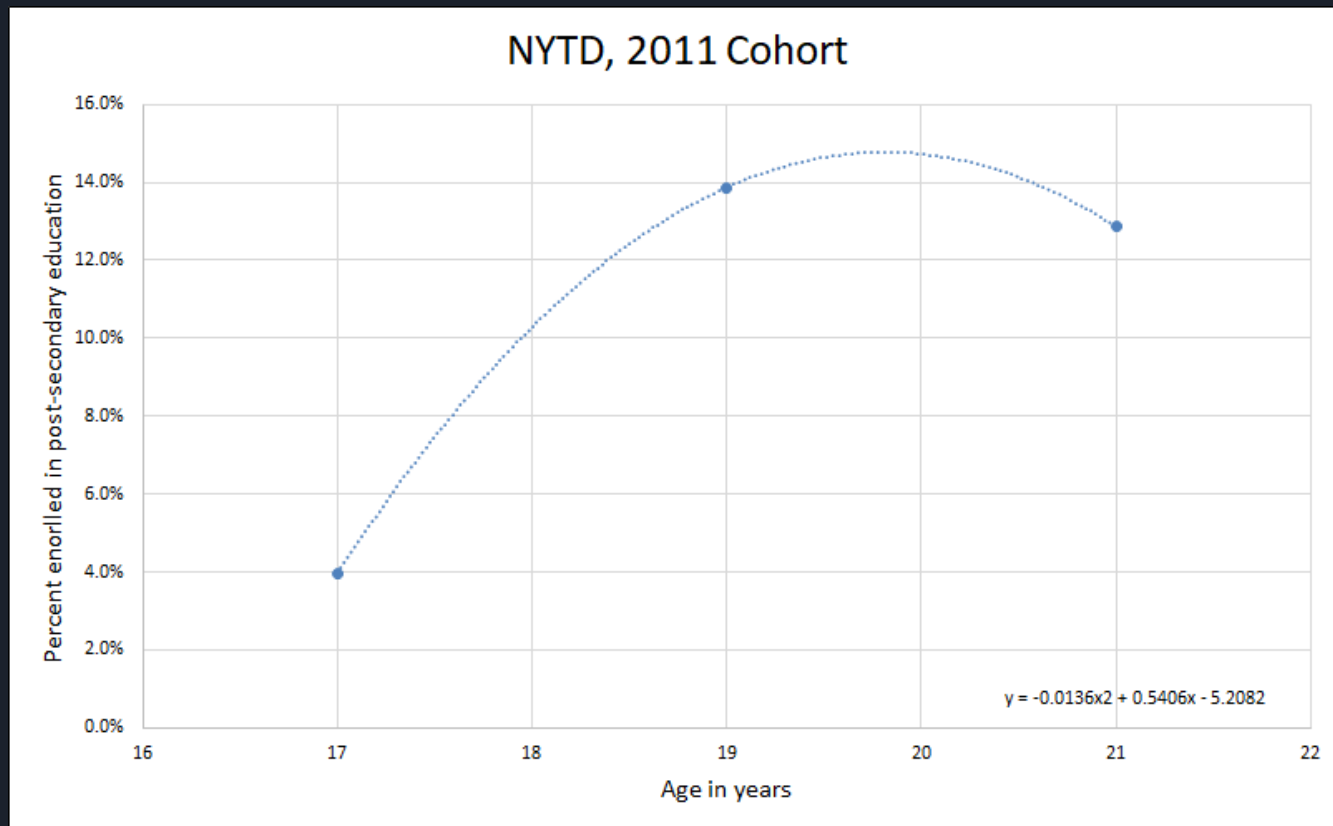
**5%**

PA Chafee Grant  
Program, 2018 to 2019



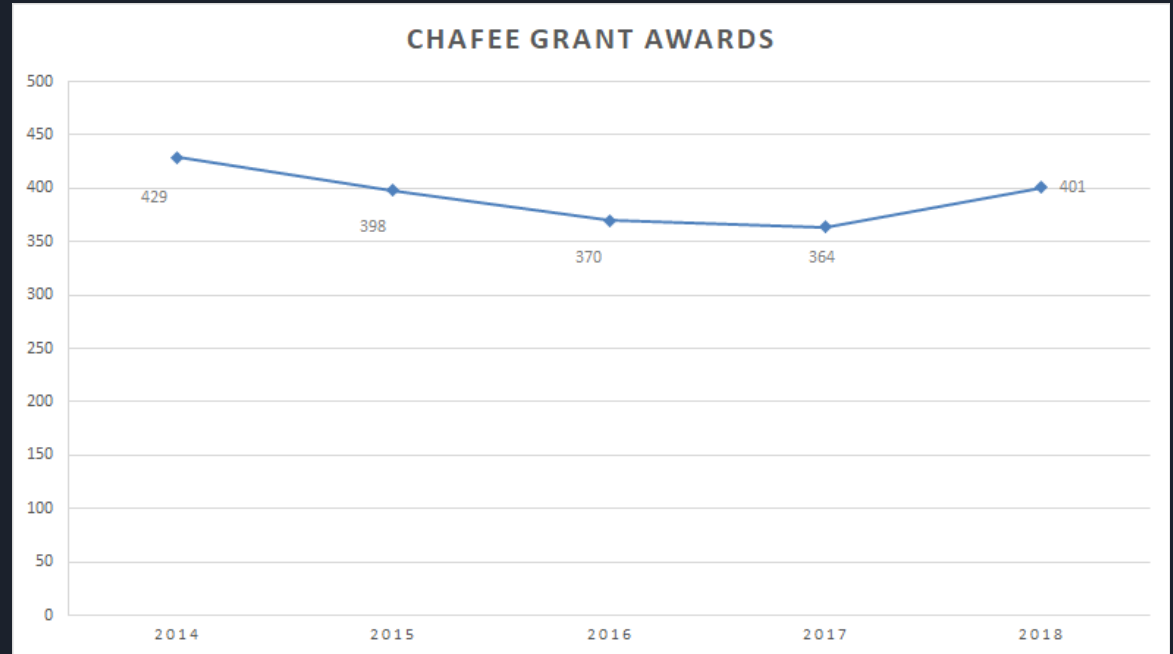
- 8,356 eligible applicants
- 813 applicants
- 429 grants awarded

# NYTD Analysis



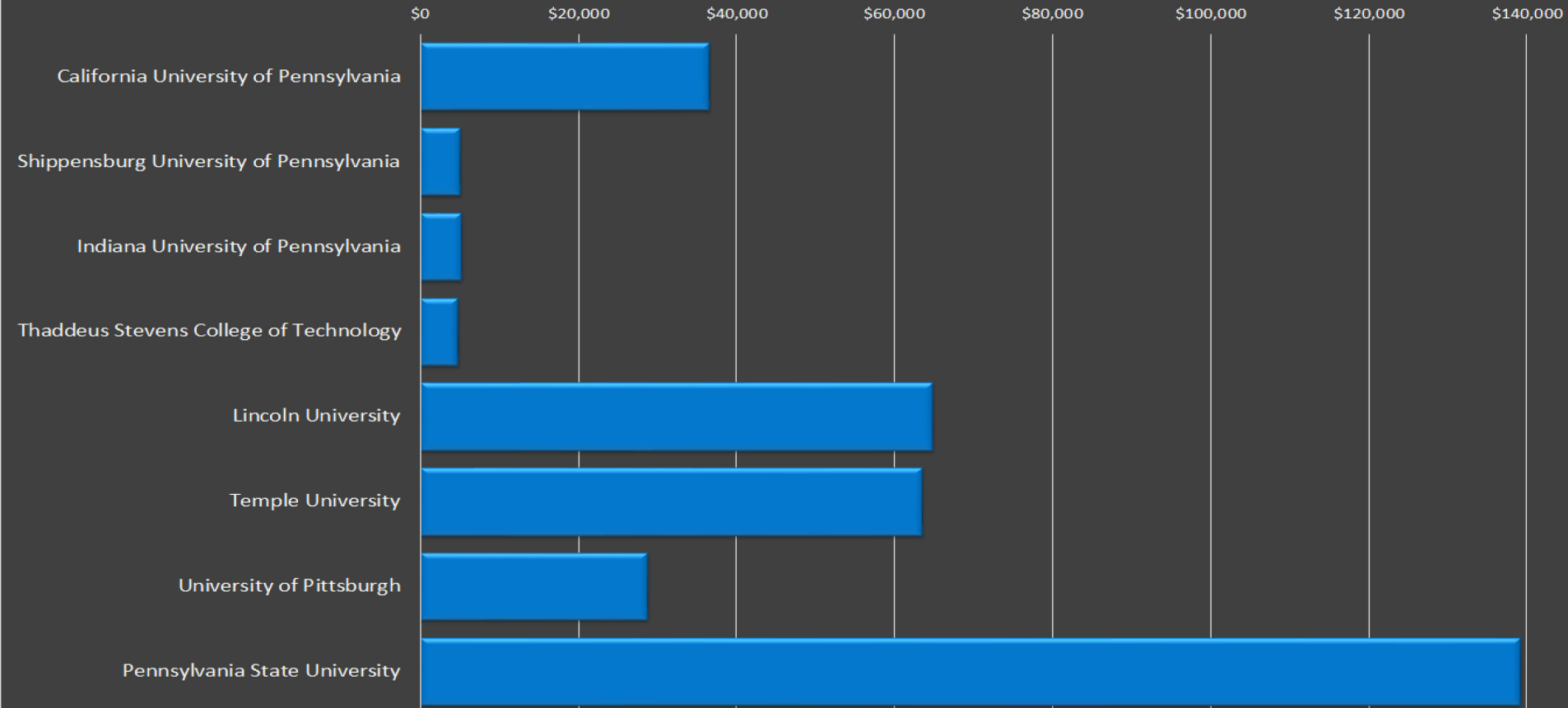
# Number of Students Likely to Use a Tuition Waiver

- 14% of 8,356 eligible applicants is 866 students
- Five Year Average of Chafee Grant recipients is 392



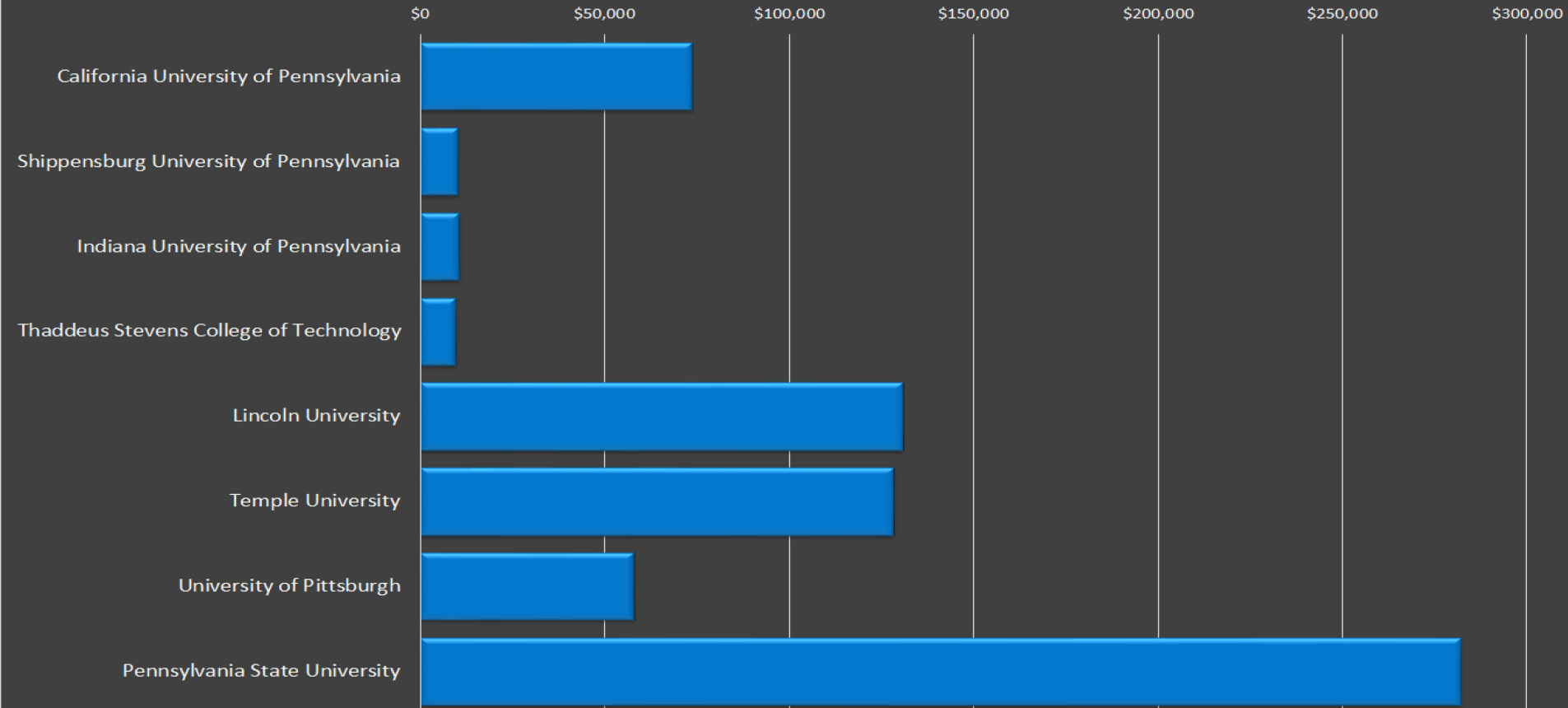


## But How Much Does it Cost?



	Pennsylvania State University	University of Pittsburgh	Temple University	Lincoln University	Thaddeus Stevens College of Technology	Indiana University of Pennsylvania	Shippensburg University of Pennsylvania	California University of Pennsylvania
■ Total Annual Cost	\$139,272	\$28,784	\$63,586	\$64,838	\$4,797	\$5,214	\$5,120	\$36,575
■ Number of Students	20	4	19	6	6	26	7	11

## But How Much Does it Cost?



	Pennsylvania State University	University of Pittsburgh	Temple University	Lincoln University	Thaddeus Stevens College of Technology	Indiana University of Pennsylvania	Shippensburg University of Pennsylvania	California University of Pennsylvania
▣ Total Annual Cost	\$281,949	\$58,104	\$128,358	\$130,886	\$9,684	\$10,525	\$10,335	\$73,831
▣ Number of Students	44	9	41	13	13	57	16	25



## Most Likely Cost

- Tuition and fees only: \$319,000 to \$704,000
- Including room and board: \$1.03 to \$5.66 million
- PASSHE annual budget is \$2.1B and Penn State is \$6.5B
- Cost of state higher education funding: 0.02% to 0.41%

|



## Future Actions

- Report is written
  - Waiting for final approval from Field Center leadership
- Advocating with state legislators
- Finding cosponsors
- Getting enough votes for bill passage